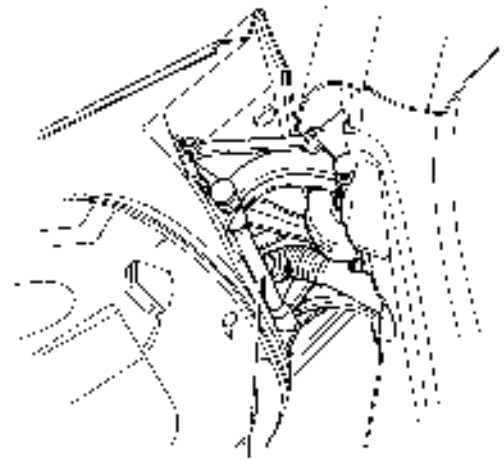


FRONT DOOR

■ DOOR HINGES

1. Description

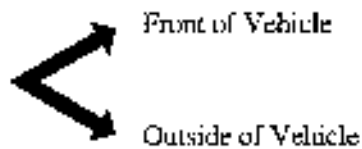
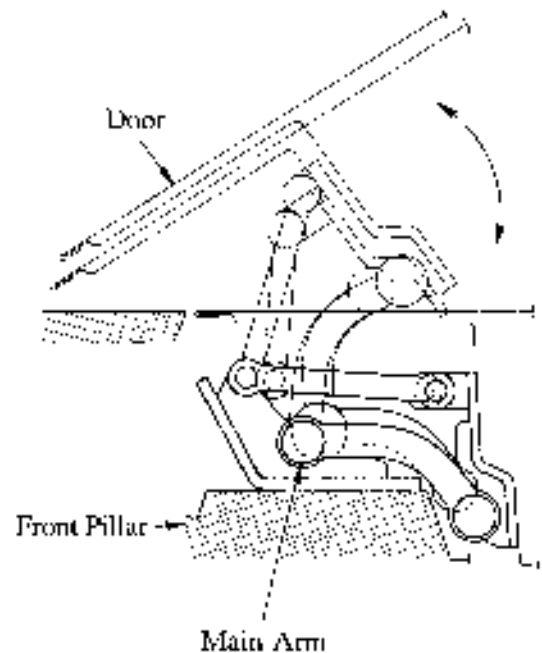
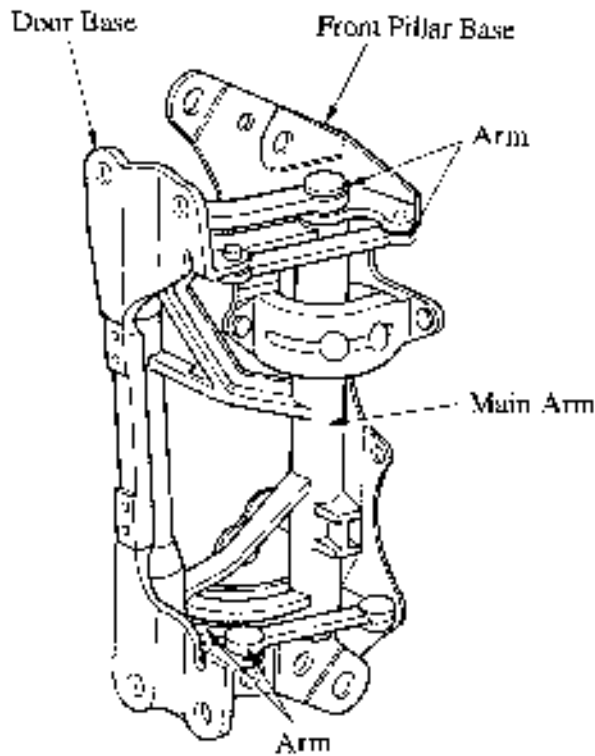
4-link type door hinges are used for the front door hinges of all models. The 4-link type door hinge allows the doors to open with the front edge of the doors on the outside of the fenders for improved ease of entry and exit.



Door Hinge

2. Construction and Operation

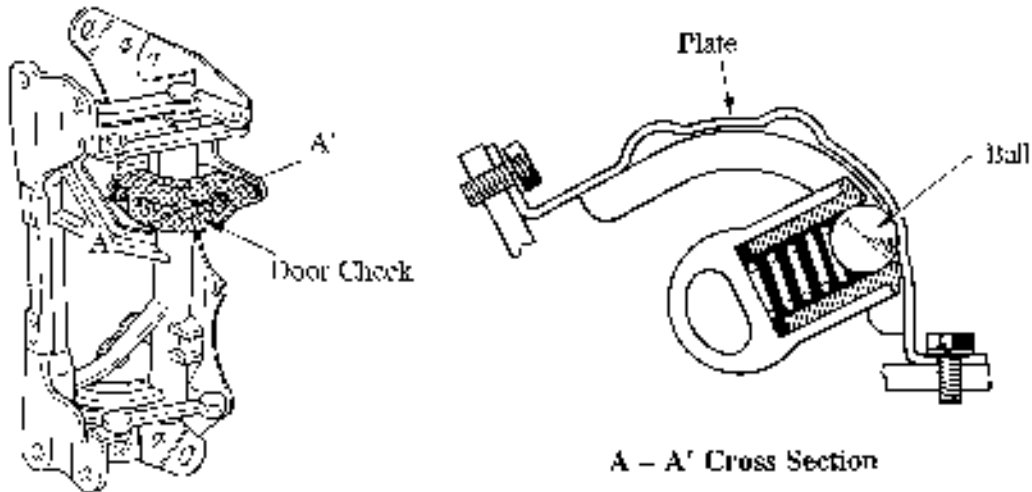
The 4-link type door hinge includes a base mounted on the front pillar and a base mounted on the door, linked together by 4 arms. The hinges pivot about the main arm on the front pillar base.



■ DOOR CHECK

1. Description

A ball type mechanism which is integrated with the door hinge is used for the door check which holds the door in place when it is fully open or half open.



2. Operation

The ball is positioned in the main arm of the door hinge and a plate which the ball moves along is mounted on the front pillar base.

